

See discussions, stats, and author profiles for this publication at: <https://www.researchgate.net/publication/334872727>

Status of marine alien species along the Libyan coast

Article · January 2019

CITATIONS

28

READS

1,503

4 authors, including:



[Esmail Shakman](#)

University of Tripoli

47 PUBLICATIONS 497 CITATIONS

[SEE PROFILE](#)



[Khaled Etayeb](#)

University of Tripoli

57 PUBLICATIONS 546 CITATIONS

[SEE PROFILE](#)

REVIEW ARTICLE

Status of marine alien species along the Libyan coast

Esmail Shakman*, Khaled Eteayb, Ibrhim Taboni,
Abdallha Ben Abdalha

Department of Zoology, Faculty of Science, Tripoli University, LIBYA

*Corresponding author: shugmanism@yahoo.com

Abstract

The number of marine alien species in Libyan waters has increased from 63 (known until the end of 2013) to 73 in the present study. This work deals with the present status, distribution and characteristics of marine alien species and their impacts along the coast of Libya, almost 2000 km long. The highest percentage was fishes (32.88%), followed by macrophytes (21.92%), molluscs (16.44%), crustaceans (13.70%), and parasites (9.59%). Some of these species have successfully adapted themselves to various topographies and habitats in the Libyan coasts, which resulted in the change in biodiversity in the area. Some fish were accompanied by parasites and others have become hosts for native parasites; seven alien parasite species (*Nybelinia africana*, *Neoallopepidapedon hawaiiensis*, *Allopepidapedon petimba*, *Glyphidohaptor plectocirra*, *Tetrancistrum polymorphum*, *Apounurs sigani* and *Hatschekia siganicola*) were recorded in three lessepsian fish species. Moreover, the toxic effect of poisonous fish (*Lagocephalus sceleratus*) was investigated as it caused fatalities and severe intoxication for some fishermen. Its population has dramatically increased, with high numbers of juveniles and adults reported in some bays especially in the eastern part of Libya. Alien *Siganus* spp. have competed with the native herbivore fish *Sarpa salpa*. Furthermore, some alien fishes have become commercially valuable in Libya. This paper highlights the biological invasion in the Libyan coasts in an attempt to fill the gap of knowledge on the alien species in the southeastern Mediterranean coast.

Keywords: Bioinvasion, migrant species, South Mediterranean, Libya

Received: 08.04.2019, **Accepted:** 07.07.2019

Introduction

The Mediterranean Sea is currently a hot spot for marine bio-invasions (Edelist *et al.* 2013; Katsanevakis *et al.* 2014; Nunes *et al.* 2014). In 2018, a total of 824 taxa of marine alien species were considered established in all European Seas (Tsiamis *et al.*, 2018), while for the Mediterranean Sea alone, Zenetos *et al.* (2017) reported 613 established and 208 casual alien species. The introduction

rate during 2000-2005 to the Mediterranean Sea peaked at more than 20 first records per year, then declined to an average of 16 species per year in 2012-2017, during which the introduction rate dropped for all taxonomic groups with the exception of fish (Zenetos 2019). The main known pathways of species introduction into the Mediterranean Sea are the Suez Canal, followed by ballast water, aquaculture and trade in live marine aquarium species according to a recent evaluation of pathways at a Pan-European level (Katsanevakis *et al.* 2013). The Mediterranean can be considered as a transition zone between the Atlantic Ocean through the Strait of Gibraltar and the Indian Ocean via the Red Sea and the Suez Canal, and suffered, following these disturbances, important flora and fauna changes (Schembri *et al.* 2010). Mediterranean marine ecosystems have been altered at an alarmingly high rate for the past two centuries due to human-mediated arrival of new species (Rilov and Galil 2009), with Lessepsian immigrants at the forefront of these changes. Lessepsian migration refers to the migration of species through the Suez Canal, predominantly from the Red Sea towards the Mediterranean Sea that represents the most important biogeographic phenomenon witnessed in the contemporary oceans (Por 1978). It is estimated that this process has added more than 490 new species to the Mediterranean (Zenetos *et al.* 2012), including 102 species of fishes (Fricke *et al.* 2017); approximately a quarter to half of the world's marine fish invaders (Lockwood *et al.* 2007). It is an ongoing process with new species regularly entering every year (Zenetos *et al.* 2010; 2012; 2017, Tsiamis *et al.* 2018), presenting scientists with unique opportunities to study rapid evolutionary changes (Belmaker *et al.* 2009). Genetic studies focusing on Lessepsian fishes have demonstrated patterns that are mostly consistent in showing a lack of the expected bottle-neck (Sax *et al.* 2005), with little difference in genetic diversity between the native Red Sea populations and the newly established Mediterranean populations (Bernardi *et al.* 2010).

The Libyan coast is about 2000 km long and is characterized by a wide continental shelf that encompasses various habitats and topography (Shakman *et al.* 2017). The geographic location of Libya, in the central and “warm” part of the Mediterranean Sea is interesting as it can host tropical organisms arriving from the east (Indo-Pacific origin) or expanding from the west (Tropical Atlantic origin) (Shakman *et al.* 2017). Although it is clear that migrant Lessepsian species have had an enormous impact on the eastern Mediterranean ecosystem (Corrales *et al.* 2017), evidence-based studies are sparse (Katsanevakis *et al.* (2014) but see Sala *et al.* (2011) for example) and there has been no systematic study to assess this impact (Golani 2002). Many Lessepsian fish species have been recorded in Libyan waters (Stirn 1970; Zupanovic and El-Buni, 1982; Al-Hassan and El-Silini 1999; Ben Abdallah *et al.* 2005; Shakman and Kinzelbach 2006; 2007a, b, c; Bazairi *et al.* 2013; Shakman *et al.* 2017). The objectives of this paper are to present the status, distribution and characteristics of marine alien species in Libya and highlight some of their

potential impacts along the Libyan coast, contributing to the knowledge of marine alien species in the Mediterranean Sea.

Review method

The study area (Figure 1) was divided into three main regions (East region, Sirt Gulf, West region) according to the topography and types of habitats (Shakman 2008). Records of marine alien species were based on a compilation of published articles, grey literature and unpublished data collected during surveys and awareness campaigns in the last two decades.

Scientific names in this paper followed the World Register of Marine Species (WoRMS) (<http://www.marinespecies.org>). The establishment status of each species was assessed according to the terminology used by Zenetos *et al.* (2017) and Tsiamis *et al.* (2018). Information about fish, i.e. whether they have a commercial value or not and their market values, were collected from the fishermen's union as well as from interviews with local fishermen.

Additional data collection

Samples were collected by trammel nets at a depth up to 50 m along the entire Libyan coast during two periods (January 2005 to March 2006 and January 2013 to January 2017). Some samples were immediately washed with fresh water, and identified according to Whitehead *et al.* (1984 -1986) and Golani *et al.* (2002). Some specimens were preserved in a mixed solution of formaldehyde and ethanol, then washed with fresh water and finally stored in 5% formaldehyde. Standard morphometric and meristic measurements were taken. All the specimens were labelled and registered at the Natural History Museum of Zoology Department, Tripoli University.

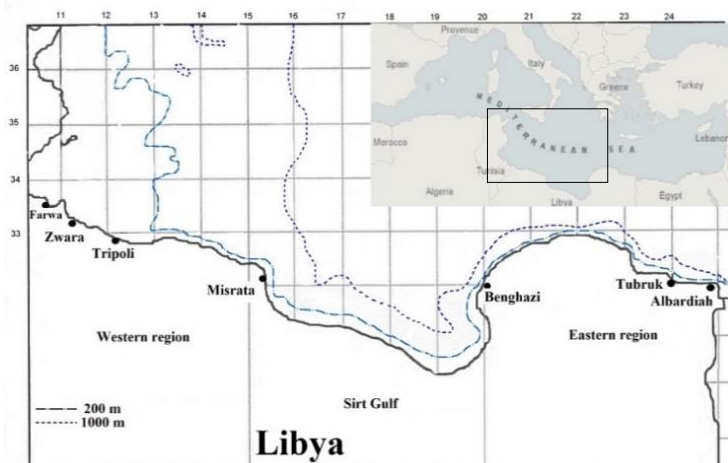


Figure 1. Map of the Libyan coast showing the sampling sites

Composition of alien species

A total of 73 alien marine species have been recorded in Libyan waters (Table 1); fish constituted the highest percentage with more than 32.88%, followed by macrophytes 21.92% and molluscs 16.44%, crustaceans 13.70%, and alien parasites which exceed 9%. (Figure 2).

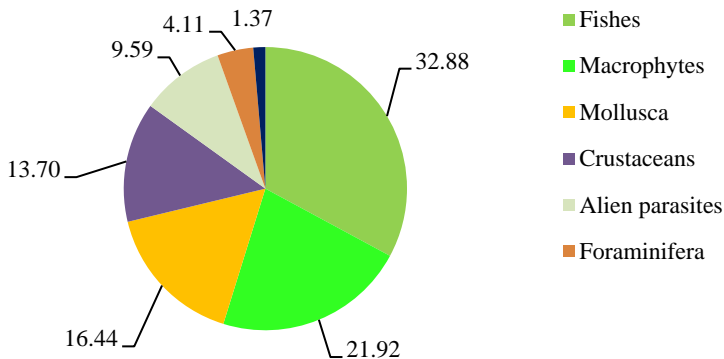


Figure 2. Proportions of alien marine species in the Libyan coast per taxonomic group

There is an increasing trend in the number of alien species in the Libyan coast over the last decades (Figure 3), with a particularly steep slope between the 1990’s and 2010’s.

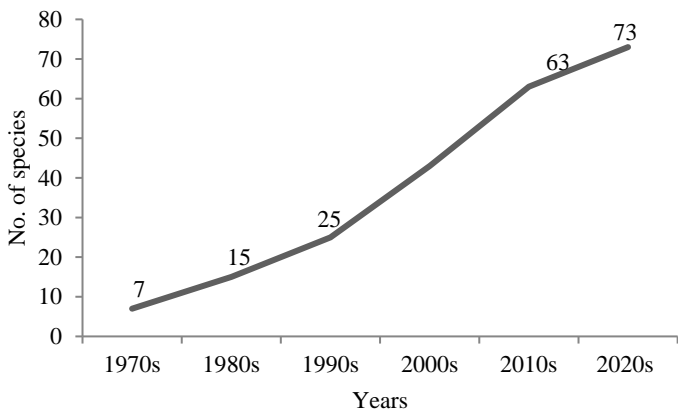


Figure 3. The increasing trend of alien marine species along the Libyan coast

Table 1. Marine alien species recorded in Libyan waters until March 2019. Status, establishment and distribution are shown according to Zenetos *et al.* (2010). (Est.: established, Cas.: casual, Ques.: questionable and Unk.: unknown, A: along the entire coast; E: east region; S+E: Sirt gulf and east region, W: west region, AL= Alien, CR= Cryptogenic)

Species	First record Location and year	Status	Establishment	Distribution	Reference
Foraminifera					
<i>Amphisorus hemprichii</i> Ehrenberg, 1839	E – 2004	AL	Unk	E	Langer 2008
<i>Amphistegina lobifera</i> Larsen, 1976	E – 1979	CR	Est.	E	Blanc-Vernet <i>et al.</i> 1979
<i>Coscinospira hemprichii</i> Ehrenberg, 1839	E – 2004	CR	Unk	E	Langer 2008
Phaeophyceae					
<i>Padina boergesenii</i> Allender & Kraft, 1983	E – 1974	AL	Est.	A	Nizamuddin 1981
<i>Padina boryana</i> Thivy, 1966	E – 1974	AL	Est.	A	Nizamuddin 1981
<i>Stypopodium schimperi</i> (Kützinger) M.Verlaque & Boudouresque, 1991	E – 1977	AL	Est.	A	Nizamuddin 1981
Rhodophyta					
<i>Acanthophora nayadiformis</i> (Delile) Papenfuss, 1968	1888	CR	Est.	A	De Toni & Levi 1888
<i>Anotrichium furcellatum</i> (J.Agardh) Baldock, 1976	2015	CR	Est.	E	Verlaque <i>et al.</i> 2015
<i>Chondria coerulescens</i> (J.Agardh) Falkenberg, 1901	W – 1989	CR	Est	W	Godeh <i>et al.</i> 1992
<i>Lophocladia lallemandii</i> (Montagne) F.Schmitz, 1893	1918	AL	Est.	A	Petersen 1918
<i>Polysiphonia atlantica</i> Kapraun & J.N.Norris, 1982	E – 1989	CR	Cas.	E	Godeh <i>et al.</i> 1992
Chlorophyta					
<i>Caulerpa cylindracea</i> Sonder, 1845	1990	AL	Est.	A	Nizamuddin 1991
<i>Avrainvillea amadelpha</i> (Montagne) A.Gepp & E.S. Gepp, 1908	2012	AL	Est.	E	Verlaque <i>et al.</i> 2017

Table 1. Continued.

<i>Cladophora herpestica</i> (Montagne) Kützinger, 1849	E – 1986	AL	Ques.	E	Nizamuddin 1988
<i>Codium fragile</i> subsp. <i>atlanticum</i> (A.D.Cotton) P.C. Silva, 1955 = <i>Codium fragile</i> subsp. <i>fragile</i>	1984	AL	Est.	A	Nizamuddin 1991
<i>Codium taylorii</i> P.C.Silva, 1960	1977	AL	Est.	A	Nizamuddin 1991
<i>Ulva fasciata</i> Delile, 1813	1979	CR	Est.	A	Nizamuddin <i>et al.</i> 1979
<i>Caulerpa taxifolia</i> var. <i>distichophylla</i> (Sonder) Verlaque, Huisman & Procaccini, 2013	W – 2017	AL	Est.	W	Shakman <i>et al.</i> 2017
Magnoliophyta					
<i>Halophila stipulacea</i> (Forsskål) Ascherson, 1867	2009	AL	Est.	A	RAC-SPA 2009
Amphipoda					
<i>Hamimaera hamigera</i> (Haswell, 1879)	E – 1972	AL	Cas.	E	Ortiz & Petrescu 2007
Cirripedia					
<i>Tetraclita squamosa rufotincta</i> Pilsbry, 1916	E – 2007	AL	Cas.	E	Zaouali <i>et al.</i> 2007a
Copepoda					
<i>Euchaeta concinna</i> Dana, 1849	E – 1990	AL	Cas	E	Halim 1990
Decapoda					
<i>Percnon gibbesi</i> (H. Milne-Edwards, 1853)	W – 2004	AL	Cas.	W	Elkrwe <i>et al.</i> 2008
<i>Plagusia squamosa</i> (Herbst, 1790)	S – 2006	AL	Est.	A	Zaouali <i>et al.</i> 2007b
<i>Portunus segnis</i> Forsskål, 1775	E – 2017	AL	Est.	A	Shakman <i>et al.</i> 2017
<i>Eucrate crenata</i> (De Haan, 1835)	1999	AL	Est.	A	Zgozi <i>et al.</i> 2002
Isopoda					
<i>Apanthura sandalensis</i> Stebbing, 1900	E – 1976	AL	Est.	E	Negoescu 1981
<i>Paradella diana</i> (Menzies, 1962)	E – 2001	AL	Cas.	E	Zgozi <i>et al.</i> 2002
Stomatopoda					
<i>Erugosquilla massavensis</i> (Kossmann, 1880)	E – 2002	AL	Est.	E + S	Zgozi <i>et al.</i> 2002

Table 1. Continued.

Bivalvia					
<i>Malleus regula</i> (Forsskål in Niebuhr, 1775)	2001	AL	Est.	A	Giannuzzi-Savelli, <i>et al.</i> 2001
<i>Pinctada imbricata radiata</i> (Leach, 1814)	1913	AL	Est.	A	Monterosato <i>et al.</i> 1917
<i>Fulvia fragilis</i> (Forsskål in Niebuhr, 1775)	1997	AL	Est.	A	Zgozi <i>et al.</i> 2002
Gastropoda					
<i>Bursatella leachii</i> Blainville, 1817	E – 2000	AL	Cas.	E	Zgozi <i>et al.</i> 2002
<i>Cellana rota</i> (Gmelin, 1791)	E – 2007	AL	Cas.	E	Zaouali <i>et al.</i> 2007b
<i>Clypeomorus bifasciata</i> (G.B. Sowerby II, 1855)	E – 1994	AL	Cas.	E	Giannuzzi- Savelli <i>et al.</i> 1997
<i>Conomurex persicus</i> (Swainson, 1821)	2006	AL	Est.	A	Ben – Souissi <i>et al.</i> 2007
<i>Conus fumigatus</i> Hwass in Bruguière, 1792	E – 1976	AL	Cas.	E	Röckel 1986
<i>Erosaria turdus</i> (Lamarck, 1810)	2007	AL	Est.	A	Ben – Souissi <i>et al.</i> 2007
<i>Haminoea cyanomarginata</i> Heller & Thompson, 1983	W -2018	AL	Cas.	W	Rizgalla <i>et al.</i> 2018
<i>Nerita sanguinolenta</i> Menke, 1829	E – 1994	AL	Cas.	E & S	Giannuzzi- Savelli <i>et al.</i> 1994
Cephalopods					
<i>Sepioteuthis lessoniana</i> Férussac, 1831	W – 2015	AL	Cas.	W	Shakman <i>et al.</i> 2017
Echinodermata					
<i>Ophiocoma scolopendrina</i> (Lamarck, 1816)	E – 2007	AL	Ques.	E	Zaouali <i>et al.</i> 2007b
Fishes					
<i>Siganus luridus</i> Rüppell, 1829	E – 1968	AL	Est.	A	Stirn 1970
<i>Siganus rivulatus</i> Forsskål, 1775	E – 1968	AL	Est.	A	Stirn 1970
<i>Sphyraena flavicauda</i> Rüppell, 1838	E – 1998/	AL	Est.	A	Ben Abdallah <i>et al.</i> 2003
<i>Sphyraena chrysotaenia</i> Klunzinger, 1884	E – 1968	AL	Est.	A	Stirn 1970
<i>Herklotsichthys punctatus</i> Ruppell, 1837	E – 2005	AL	Est.	E & S	Shakman & Kinzelbach 2007c
<i>Saurida lessepsianus</i> Russell, Golani, Tikochinski, 2015	1982	AL	Est.	A	Zupanovic & El-Buni, 1982
<i>Hemiramphus far</i> Forsskal, 1775	E – 2006	AL	Est.	A	Shakman & Kinzelbach 2006

Table 1. Continued.

<i>Fistularia commersonii</i> Ruppell, 1838	E – 2004	AL	Est.	A	Ben Abdallah <i>et al.</i> 2005
<i>Atherinomorus forskali</i> (Rüppell, 1838)	E – 1929	AL	Est.	A	Norman 1929
<i>Alepes djedaba</i> Forsskal, 1775	E – 1990	AL	Est.	A	Ben Abdallah <i>et al.</i> 2005
<i>Upeneus pori</i> Ben-Tuvia & Golani, 1989	E – 1994	AL	Est.	A	Ben Abdallah <i>et al.</i> 2005
<i>Upeneus maluccensis</i> Bleeker, 1855	E – 1968	AL	Est.	A	Stirn, 1970
<i>Crenidens crenidens</i> Forsskal, 1775	E – 1999		Ques.	E & S	AL-Hassan & EL-Silini 1999
<i>Pempheris rhomboidea</i> Kossman and R Cuvier, 1831 Auber, 1877	E – 2004	AL	Est.	A	Ben Abdallah <i>et al.</i> 2004
<i>Liza carinata</i> Valenciennes, 1836	E – 2005	AL	Est.	A	Shakman & Kinzelbach 2007c
<i>Scomberomorus commerson</i> Lacepède, 1800	E – 2003	AL	Est.	A	Ben Abdallah <i>et al.</i> 2003
<i>Stephanolepis diaspros</i> Fraser-Brunner, 1940	E – 1965	AL	Est.	A	Zupanovic & El-Buni 1982
<i>Parexocoetus mento</i> Valenciennes, 1847	E – 1966	AL	Est.	E	Ben Tuvia 1966
<i>Sargocentron rubrum</i> Forsskal, 1775	E – 1968	AL	Ques.	E	Stirn 1970
<i>Lagocephalus suezensis</i> Clark & Gohar, 1953	E – 2009	AL	Est.	A	Kacem-Snoussi <i>et al.</i> 2009
<i>Lagocephalus sceleratus</i> Gmelin, 1789	E. – 2009	AL	Est.	A	Kacem-Snoussi <i>et al.</i> 2009
<i>Etrumeus golanii</i> DiBattista, Randall & Bowen, 2012	W. – 2017	AL	Est.	A	Shakman <i>et al.</i> 2017
<i>Torquigener flavimaculosus</i> (Hardy & Randall, 1983)	E. – 2017	AL	Cas.	E	Al-Mabruk <i>et al.</i> 2018
<i>Pterois miles</i> (Bennett, 1828)	E. – 2019	AL	Cas.	E	Al-Mabruk and Rizgalla 2019

Species name in bold are added to the list after Bazairi *et al.* 2013.

Seven alien parasites have been found in three Lessepsian fish species (Table 2), all seven of them of Red Sea/Indo-Pacific origin.

Table 2. Recorded alien parasites in Lessepsian migrants fish species along the western Libyan coast

Parasite	Host	Date & Site	Reference
<i>Nybelinia africana</i>	<i>Fistularia commersonii</i>	2016 – West	Salem 2017
<i>Neoallopeidapedon hawaiiins</i>	<i>F. commersonii</i>	2016 – West	Salem 2017
<i>Allolepidapedon petimba</i>	<i>F. commersonii</i>	2016 – West	Salem 2017
<i>Glyphidohaptor plectocirra</i>	<i>Siganus luridus</i> , <i>S. rivulatus</i>	2016 – West	Abdelnor <i>et al.</i> 2019
<i>Tetrancistrum polymorphum</i>	<i>Siganus luridus</i> , <i>S. rivulatus</i>	2016 – West	Abdelnor <i>et al.</i> 2019
<i>Apounurs sigani</i>	<i>Siganus luridus</i> , <i>S. rivulatus</i>	2016 – West	Abdelnor <i>et al.</i> 2019
<i>Hatschekia siganicola</i>	<i>Siganus luridus</i> , <i>S. rivulatus</i>	2016 – West	Abdelnor <i>et al.</i> 2019

Most of the alien species were established (71.23 %, including parasites), followed by 20.55 % casual, 5.48 % questionable (Figure 4).

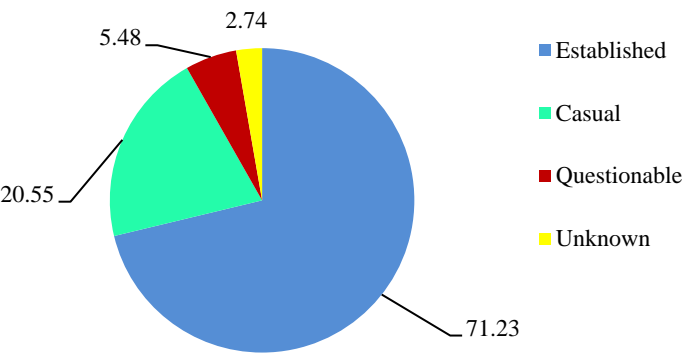


Figure 4. Proportions of establishment success of the alien species along the Libyan coast

Nine of 24 alien fish species (more than 37%) have commercial value in Libya (*Siganus luridus*, *S. rivulatus*, *Sphyræna flavicauda*, *S. chrysotaenia*, *Hemiramphus far*, *Fistularia commersonii*, *Alepes djedaba*, *Scomberomorus commerson* and *Etrumeus golanii*) and have become regular in Libyan fish markets. Most of the alien species (49.32%) tend to be well adapted and are distributed along the entire Libyan coast, while 28.77% appear only in the eastern region, 16.44% are exclusively recorded from the western region and 5.48% are distributed in the extended area between the east and Sirt gulf (Figure 5). However, during the last survey (June 2018), a population explosion of puffer fish *Lagocephalus sceleratus* (consisting mostly of juveniles) was observed in Tobruk Gulf it the eastern coast of Libya while, on the western

coast of Libya, a small number of ghost crab *Portunus segnis* were found in Farwa Lagoon (marine protected area) (Figure 6).

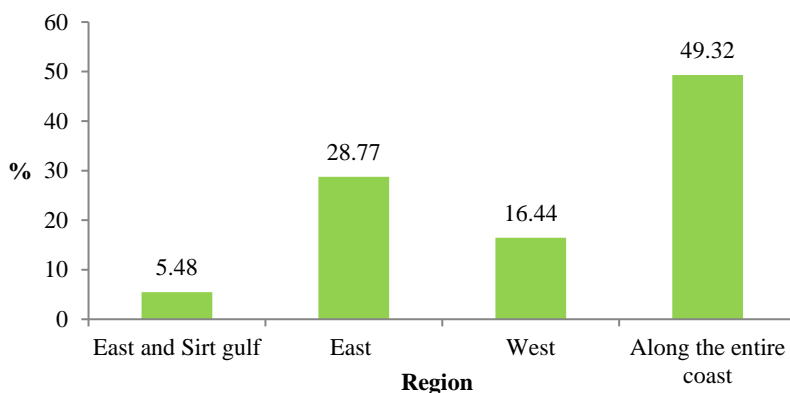


Figure 5. Distribution of alien species along the Libyan coast



Figure 6. Blue crab, *Portunus segnis* (Forskål, 1775), recorded in Farwa Lagoon, Libya

Discussion

Libya has an interesting geographic location in the central and warm part of the Mediterranean Sea; as such, it can host tropical species arriving from the east (Indo-Pacific origin) or expanding from the west (Tropical Atlantic origin). Due to the extensive length of the coast, the records of these species are very few or possibly they prefer the habitats in the eastern Mediterranean rather than the south; however, these results are part of a comprehensive study supported by the Libyan authority for scientific research on the impact of these species along the Libyan coast (Shakman *et al.* 2017). Major groups of alien species in Libya are Macrophytes, Foraminifera, Mollusca, Crustacea, Echinodermata, Fish and

alien parasites (Figure 2). The increasing discovery trend (Figure 3) of alien species is largely associated with the increase of scientific interest in monitoring studies and a number of different projects, which have lately been carried out along the Libyan coast to identify alien species. In total, 73 alien marine species were reported in this study, seven species are cryptogenic (*Coscinospira hemprichii* Ehrenberg, 1839; *Amphistegina lobifera* Larsen, 1976; *Acanthophora nayadiformis* (Delile) Papenfuss, 1968; *Anotrichium furcellatum* (J.Agardh) Baldock, 1976; *Chondria coerulescens* (J.Agardh) Falkenberg, 1901; *Polysiphonia atlantica* Kapraun & J.N.Norris, 1982; *Ulva fasciata* Delile, 1813). Direct evidence of their status, i.e. whether they are native or alien in the Mediterranean, is still questionable, thus, they were labeled as “cryptogenic” (Carlton 1996). Nevertheless, these records remain of key importance for studying the early stages of presence of such organisms as well as their spread in the Mediterranean Sea (Shakman *et al.* 2017), and are thus worth reporting in inventories and their updates.

This paper excluded two species although they were mentioned in the inventory of Bazairi *et al.* (2013), one of them was *Asparagopsis taxiformis*, whose status is still debated because the genetic study found two separated populations (Indo-Pacific and Mediterranean) (Anderekis *et al.* 2004). Thus, a comprehensive study needed to clarify the status of this species, as well as for *Cymadusa filosa* which mentioned in 2013 inventory as cryptogenic (Bazairi *et al.* 2013).

The recorded number of alien species in Libya is relatively low compared to other Mediterranean countries. For instance, 136 alien species were recorded in Tunisian waters (Ben Amor *et al.* 2016). This can be explained by the limited research effort, however intensifying in recent years, and by a lack of taxonomic expertise in certain taxonomic groups, such as macrophytes and annelids (Bazairi *et al.* 2013). Another reason could be the geographic position of Libya, which is (i) to the west of the predominant circulation currents that disperse propagules to the north and east from the Suez Canal and (ii) not sufficiently close to the western Atlantic and the Sicily Strait, which is considered a boundary zone between the western and eastern Mediterranean basins and an invasion hotspot (Azzurro *et al.* 2014; Mannino *et al.* 2017). At the same time, the successful invasion of a biological community appears to be the result of the richness of native species and the ability of alien species to adapt and colonize new habitats (Bulleri *et al.* 2008). As an example, the two fish species *Crenidens crenidens* and *Sargocentron rubrum* were not recorded during the surveys which were conducted along the coast of Libya; it is possible that these species could not adapt to the biotic and abiotic conditions of this coast. Indeed, according to Jackson *et al.* (2015) a combination of ecological, physiological and behavioral factors would influence different phases of the invasion process. In this regard, Arndt and Schembri (2015) have recently concluded that the establishment success of Lessepsian fishes is significantly linked to their size

and spawning traits and that benthic spawners and species with a tendency to form schools are successful colonizers.

Seven alien parasite species have been added to the national list of Libya; some of these parasites have been previously recorded in many different areas of the south Mediterranean Sea such as Tunisia and Algeria (Boussellaa *et al.* 2018; Ramdane and Trilles 2007). In fact, the success of alien fish species in the Mediterranean does not seem to be related to the liberation from their parasites (Colautti *et al.* 2004). On the contrary, these fishes may have found in their invaded range a rich parasite assemblage that potentially would threaten them more than in their native range (Colautti *et al.* 2004; MacColl and Chapman 2010; Lacerda *et al.* 2013). Some of the alien fishes in Libya were accompanied by several parasites from their place of origin; while others have become hosts for native parasites such as *Siganus luridus*, which was found hosting *Nerocila bivittata* (Shakman *et al.* 2009; Abdelnor *et al.* 2019).

In terms of fisheries, the commercial value of nine fish species from a total of 24 alien species became important in Libya; these species are now found regularly in the Libyan catches. Most of them already have a commercial value in many regions in the eastern and central-south Mediterranean Sea (e. g: Turkey, Israel, Libya and Tunisia (Bilecenoglu and Taskavak 2002; Golani 2002; Shakman and Kinzelbach 2007c; Ben- Amor *et al.* 2016).

The distribution shows that most of the alien species are present in the eastern coasts of Libya (Figure 5), with different abundances for each species. For a better understanding of invasive species migration patterns, more taxonomic and biological investigations are required (Ben Tuvia 1978). It is expected that in some cases the exchange of fauna and flora may have taken place before the opening of the Suez Canal, as a result of the elevation of sea levels and undulations of the Isthmus during the Pleistocene (Ben Tuvia 1978).

Biological invasions have been studied for more than a century in the Mediterranean Sea and more than one thousand alien species are recorded (Katsanevakis *et al.* 2014). However, studies of impacts made by alien species in ecological and socio-economic terms are initiated only recently. Steftaris and Zenetos (2006) prepared a preliminary list of the 100 worst invasive non-indigenous species in the Mediterranean with details on their impacts. Subsequent studies propose impact classification schemes or prioritization approaches (e.g. Davidson *et al.* 2014; Ojaveer *et al.* 2015; Lehtiniemi *et al.* 2015). Alien species can have an impact on biodiversity. According to Crise *et al.* (2015), alien species can perturb the food web structure, displace native species (competition for space and food), modify the genetic pools by hybridization and may also act as pests and cause diseases.

In Libyan waters, a number of studies have started addressing the impact of alien species, particularly fish species. For example, Shakman (2008) and later

Al-Razagi (2017) demonstrated strong competition between *Siganus luridus* and *S. rivulatus* in the central and eastern coast of Libya, which decreases towards the western coast. Moreover, different parasites are coming with the alien fishes to the Libyan coast (Salem 2017; Abdelnor *et al.* 2019), and several venomous and toxic species were recorded in Libya (Milazzo *et al.* 2012). For example *Lagocephalus sceleratus* caused the death of three fishermen who had eaten the gonads of this species; other cases (two fishermen) of high toxicity were reported in the central and eastern part of Libya resulting in more than seven days of hospitalisation in the intensive care (personal communication, a local fisherman). *L. sceleratus* is often caught by fishermen due to its large body, then unknowingly consumed (Golani 2010). Despite national bans on its marketing, along the Mediterranean coasts of Egypt and Turkey, *L. sceleratus* is illegally sold beheaded and eviscerated with subsequent risk of poisoning to the unknowing public (Halim and Rizkalla 2011; Aydin 2011). This species has sharply increased in the eastern part of Libya, where huge numbers of juveniles and adults were recently observed (personal observation by Shakman, July 2018). Therefore, public awareness is urgent and more crucial to reduce the human health risk posed by this species.

Currently, there is no demonstrated impact of *P. segnis* in the Libyan coast, and only a few individuals have been recorded (Shakman *et al.* 2017); this species however has a high socio-economic impact in the Gulf of Gabes in Tunisia (Crocetta *et al.* 2015), which is characterized by similar habitat features as the western coast of Libya. Our point of view is that this species may have arrived to the Gulf of Gabes by ballast water and found a suitable environment in this area, which is the main reason that it has a limited distribution along the south Mediterranean coast concentrated in the Gulf of Gabes. *Pterois miles* has been found in the eastern coast of Libya; this species is expected to continue spreading along the Libyan coast and concerns are expressed regarding its potential environmental impact (Azzurro *et al.* 2017).

This study showed that some of the alien species have successfully adapted to the different topography and environments of Libyan coast and many species have become widespread, some of them already contributing to the commercial fish catch in Libya.

Acknowledgements

The authors are expressed their thanks to the Libyan Authority for Research, Science and Technology which granted and supported this work, We also would like to thank the fishermen and fishermen's union who have helped us in this work. Many thanks and grateful to Prof. A. Zenetos for her comments and advices. The authors are very grateful to reviewers for their helpful contributions.

References

- Abdelnor, Z., Niver, L., Bauselw, W., AL-Sharief, R., Ben zegalam S., Shakman, E. (2019) Parasite fauna of the herbivorous fish *Siganus luridus* (Ruppell, 1829), *Siganus rivulatus* (Forsskal, 1775) and *Sarpa salpa* (Linnaeus, 1758) in the western coast of Libya. 1st Mediterranean Symposium on the Non-Indigenous Species (Antalya, Turkey, 17-18 January 2019).
- Al-Hassan, L., El-Silini, O. (1999) Check-list of bony fishes collected from the Mediterranean coast of Benghazi, Libya. *Revista de Biologia Marina y Oceanografia* 34: 291-301.
- Al-Mabruk, S., Rizgalla J. (2019) First record of lionfish (Scorpaenidae: *Pterois*) from Libyan waters. *J Black Sea/Medit Environ* 25(1): 108-114.
- Al-Mabruk, S., Stoilas, V., Kleitou, P., Giovos, L. (2018) The first record of *Torquigener flavimaculosus* (Tetraodontiformes: Tetraodontidae) from Libya. *International Journal of Fisheries and Aquatic Studies* 6(4): 449-450.
- Al-Razagi, S. (2017) Biological Aspects of Alien Fishes *Siganus luridus* (Rüppell, 1829) and *Siganus rivulatus* (Forsskal, 1775) and Native Fish *Sarpa salpa* (Linnaeus, 1758) in the Western Coast of Libya. MSc. Thesis (Unpublished) Tripoli University, Libya.
- Anderekis, N., Procaccini, G., Kooistra, W. (2004) *Asparagopsis taxiformis* and *Asparagopsis armata* (Bonnemaisoniales, Rhodophyta): genetic and morphological identification of Mediterranean populations. *Eur J Phycol* 39: 273-283.
- Arndt, E., Schembri, P. (2015) Common traits associated with establishment and spread of Lessepsian fishes in the Mediterranean Sea. *Mar Biol* 162(10): 2141-2153.
- Aydin, M. (2011) Growth, reproduction and diet of puffer fish (*Lagocephalus sceleratus* Gmelin, 1789) from Turkey's Mediterranean Sea Coast. *Turkish Journal of Fisheries and Aquatic Sciences* 11: 589-596
- Azzurro, E., Ben Souissi, J., Boughedir, W., Cast Riota, L., Deidun, A. (2014) The Sicily Strait: A transnational observatory for monitoring the advance of non-indigenous species. *Biologia Marina Mediterranea* 21(1): 105-106.
- Azzurro, E., Stancanelli, B., Di Martino, V., Bariche, M. (2017) Range expansion of the common lionfish *Pterois miles* (Bennett, 1828) in the Mediterranean Sea: an unwanted new guest for Italian waters. *BioInvasions Records* (6)2: 95-98.

Bazairi, H., Sghaier, Y., Benamer, I., Langarh, H., Pergent, G., Borass, E., Verlaque, M., Ben Souissi, J., Zenetos, A. (2013) Alien marine species of Libya: first inventory and new records in El-Kouf National Park (Cyrenaica) and the neighboring areas. *Mediterranean Marine Science* 14(2): 451-462.

Belmaker, J., Brokovich, E., China, V., Golani, D., Kiflawi, M. (2009) Estimating the rate of biological introductions: Lessepsian fishes in the Mediterranean. *Ecology* 90: 1134-1141.

Ben Abdallah, A., Al-Turky A., Fituri, A. (2003) Commercially exploited exotic fishes in Libya. *Bulletin de l'Institut National des Sciences et Technologies de la Mer (Salammbô) n°spécial* 8: 53-55.

Ben Abdallah, A., Al Turkey A., Fituri, A. (2004) New records of invasive fishes in the western Libyan coast. *Bulletin de l'Institut National des Sciences et Technologies de la Mer (Salammbô) n°spécial* 9: 117-118.

Ben Abdalha, A., Al Turkey, A., Fituri, A. (2005) Exotic fishes along the coast of Libya. *Libyan Journal of Marine Science* 10: 48-56. (in Arabic with English abstract)

Ben Amor K., Rifi M., Ghanem R., Draief I., Zaouali J., Ben Souissi J. (2016) Update of alien fauna and new records from Tunisian marine waters. *Medit Mar Sci* (17)1: 124-143.

Ben Souissi, J., Goani, D., Meiri, H., Ben Salem, M., Capape, C. (2007) First confirmed record of the Halave's guitarfish, *Rhinobatos halavi* (Forsskål, 1775) (Chondrichthyes: Rhi-nobatidae) in the Mediterranean Sea with a description of a case of albinism in elasmobranchs. *Cahiers de Biologie Marine* 48: 67-75.

Ben Tuvia, A. (1966) Red Sea fishes recently found in the Mediterranean. *Copeia* 2: 254-275.

Ben Tuvia, A. (1978) Immigration of fishes through the Suez Canal. *Fishery Bulletin* 76(1): 249-255.

Bernardi, G., Golani, D., Azzurro, E. (2010) The genetics of Lessepsian bioinvasions. In: Fish Invasions of the Mediterranean Sea: Change and Renewal, (eds., Golani, D., Applebaum-Golani, B.), Pensoft Publishers, Sofia-Moscow, Russia, pp. 71-84.

Bilecenoglu, M., Taskavak, E. (2002) Characterization of Lessepsian migrant fish at Turkish sea. In: Workshop on Lessepsian Migration 20-21, July 2002 Gökceada, Turkey (eds., Öztürk, B., Basusta, N.), Turkish Marine Research Foundation, İstanbul, Turkey, pp. 87-91.

Blanc-Vernet, L., Clairefond, P., Orsolini, P. (1979) Les Foraminifères. *Annales de l'Université de Provence* 6: 171-209.

Boussellaa, W., Neifar, L., Goedknegt, A., Thieltges, D. (2018) Lessepsian migration and parasitism: richness, prevalence and intensity of parasites in the invasive fish *Sphyrna chrysotaenia* compared to its native congener *Sphyrna sphyrna* in Tunisian coastal waters. *Peer J* 6: e5558.

Bulleri, F., Bruno, J.F., Benedetti-Cecchi, L. (2008) Beyond competition: incorporating positive interactions between species to predict ecosystem invasibility. *PLoS Biology* 6 (e162). doi: 10.1371/journal.pbio.0060162.

Carlton, J. (1996) Biological invasions and cryptogenic species. *Ecology* 77: 1653-1655.

Colautti, R., Ricciardi, A., Grigorovitch, A. (2004) Is invasion success explained by the enemy release hypothesis? *Ecol Lett* 7(8): 721-733.

Corrales, X., Ofir, E., Coll, M., Goren, M., Edelist D., Heymans J., Gal, G. (2017) Modeling the role and impact of alien species and fisheries on the Israeli marine continental shelf ecosystem. *Journal of Marine Systems* 170: 88-102.

Crise, A., Kaberi, H., Ruiz, J. (2015) A MSFD complementary approach for the assessment of pressures, knowledge and data gaps in Southern European Seas: The PERSEUS experience. *Marine Pollution Bulletin* doi: 10.1016/j.marpolbul.2015.03.024.

Crocetta, F., Agius, D., Balistreri, P., Bariche, M., Bayhan, Y., Çakir, M., Ciriaco, S., Corsini-Foka, M., Deidun, A., Zrelli, R., Ergüden, D., Evans, J., Ghelia, M., Giavasi, M., Kleitou, P., Kondylatos, G., Lipej, L., Mifsud, C., Özvarol, Y., Pagano, A., Portelli, P., Poursanidis, D., Rabaoui, L., Schembri, P., Taşkin, E., Tiralongo, F., Zenetos, A. (2015) New Mediterranean Biodiversity Records (October 2015). *Mediterranean Marine Science* 16: 682-702.

Davidson, A., Campbell, M., Hewitt, C., Schaffelke, B. (2014) Assessing the impacts of non-indigenous marine macroalgae: an update of current knowledge. *Botanica Marina* 58 (2): 55-79.

De Toni, G., Levi, D. (1888) Pugillo di alghe tripolitane. *Rendiconti della Reale Accademia Nazionale dei Lincei*, Roma, Serie 4, 4, 240-250.

Edelist, D., Rilov, G., Golani, D., Carlton, J. T., Spanier, E. (2013) Restructuring the sea: profound shifts in the world's most invaded marine ecosystem. *Diversity and Distributions* 19(1): 69-77.

Elkrwe, H., Elhawaj, H., Galil, B., Ben Abdallah, A. (2008) The first record of *Percnon gibbesi* (H. Milne-Edwards, 1853) (Crustacea: Decapoda: Plagusiidae) from the southern rim of the Mediterranean. *Aquatic Invasions* 3: 243-245.

Fricke, R., Golani, D., Appelbaum-Golani, B. (2017) *Arnoglossus nigrofilamentosus* n. sp., a new species of flounder (Teleostei: Bothidae) from off the Mediterranean coast of Israel, probably a new case of Lessepsian migration. *Scientia Marina* 81: 1-9.

Giannuzzi-Savelli, R., Pusateri, F., Palmeri A., Ebreo, C. (1994) Atlante delle Conchiglie marine del mediterraneo (1). La Conchiglia, Roma.

Giannuzzi-Savelli, R., Pusateri, F., Palmeri A., Ebreo, C. (1997) Atlante delle Conchiglie marine del mediterraneo. (2) Caenogastropoda. La Conchiglia, Roma.

Giannuzzi-Savelli, R., Pusateri, F., Palmeri, A., Ebreo, C., Coppini, M. et al. (2001) Atlante delle conchiglie marine del Mediterraneo. Vol. 7: Bivalvia Protobranchia- Pteromorphia. Evolver, Roma.

Godeh, M., Nizamuddin, M., Elmenifi, F. (1992) Marine algae from eastern coast of Libya (Cyrenaica). *Pakistan Journal of Botany* 24(1): 11-21.

Golani, D. (2002) Lessepsian fish migration-characterization and impact on the Eastern Mediterranean. In: Workshop on Lessepsian Migration 20-21 July 2002 Gökceada, Turkey, (eds., Öztürk, B., Basusta, N.), Turkish Marine Research Foundation, İstanbul, Turkey, pp. 1-9.

Golani, D. (2010) Colonization of the Mediterranean by Red Sea fishes via the Suez Canal – Lessepsian migration. In: Fish Invasions of the Mediterranean Sea: Change and Reneval, (eds., Golani, D., Appelbaum-Golani, B.) Pensoft Publishers, Sofia-Moscow, Russia, pp. 145-188.

Golani, D., Ors-relini, L., Massuti, E., Quignard, P. (2002) CIESM Atlas of Exotic Species in the Mediterranean. (ed., Briand, F.), Vol 1. Fishes, CIESM, Monaco.

Halim, Y. (1990) On the potential migration of Indo-Pacific plankton through the Suez Canal. *Bulletin de l'Institut Océanographique de Monaco*, n° special (7): 11-27.

Halim, Y., Rizkalla, S. (2011) Aliens in Egyptian Mediterranean waters. A check-list of Erythrean fish with new records. *Mediterranean Marine Science* 12: 479-490.

Jackson, A., Tenggardjaja, K., Perez, G., Azzurro, E., Golani, D., Bernardi, G. (2015) Phylogeography of the bluespotted cornetfish, *Fistularia commersonii*: a predictor of bioinvasion success? *Mar Ecol* 36 (4): 887-896.

Kacem-Snoussi, A., Ben Abdallah, A., El Turkey, A., Ben Moussa, N. (2009) Guide to Bony fishes in Libyan waters. Marine Research Center (in Arabic).

Katsanevakis, S., Wallentinus, I., Zenetos, A., Leppakoski, E., Çinar, E. (2014) Impacts of invasive alien marine species on ecosystem services and biodiversity: a pan-European review. *Aquatic Invasions* 9(4): 391-423.

Katsanevakis, S., Zenetos, A., Belchior, C., Cardoso, C. (2013) Invading European Seas: assessing pathways of introduction of marine aliens. *Ocean and Coastal Management* 76: 64-74.

Lacerda, C., Takemoto, R., Poulin, R., Pavanelli, G. (2013) Parasites of the fish *Cichla piquiti* (Cichlidae) in native and invaded Brazilian basins: release not from the enemy, but from its effects. *Parasitol Res* 112(1): 279-288.

Langer, R. (2008) Foraminifera from the Mediterranean and the Red Sea. Aqaba-Eilat, the improbable Gulf. In: Environment Biodiversity and Preservation, (ed., Por, F.D.), Magnes Press, Jerusalem, pp. 399-417.

Lehtiniemi, M., Ojaveer, H., David, M., Galil, B., Gollasch, S. (2015) Dose of truth monitoring marine non-indigenous species to serve legislative requirements. *Marine Policy* 54: 26-35.

Lockwood, L., Hoopes, F., Marchetti, P. (2007) Invasion Ecology. Blackwell Publishing Ltd., Malden, USA.

MacColl, D., Chapman, S. (2010) Parasites can cause selection against migrants following dispersal between environments. *Funct Ecol* 24(4): 847-856.

Mannino, A., Balistreri, P., Deidun, A. (2017) The Marine Biodiversity of the Mediterranean Sea in a Changing Climate: The Impact of Biological Invasions. Mediterranean Identities — Environment, Society, Culture, Borna Fuerst-Bjelis, IntechOpen, doi: 10.5772/intechopen.69214.

Milazzo, M., Azzurro, E., Badalamenti, F. (2012) On the occurrence of the silverstripe blaasop *Lagocephalus sceleratus* (Gmelin, 1789) along the Libyan coast. *BioInvasions Records* 1(2): 135-137.

Monterosato, A. (1917) Molluschi viventi e quaternari raccolti lungo le coste della Tripolitania dall'Ing. Camillo Crema. *Bollettino Zoologico Italiano Ser.* (3)4: 1-28.

- Negoescu, I. (1981) Contribution à l'étude des Isopodes Anthuridés (Isopoda, Anthuridae) de la Mer Méditerranée. *Rapports de la Commission Internationale pour l'Exploration Scientifique de la Mer Méditerranée* 27(2): 219-220.
- Nizamuddin, M. (1981) Contribution to the marine algae of Libya. Dictyotales. *Bibliotheca Phycologica* 54: 1-122.
- Nizamuddin, M. (1988) *Cladophoropsis gerloffii*, a new siphonocladaceous alga from the coast of Libya. *Willdenowia* 17: 229-234.
- Nizamuddin, M. (1991) The green marine algae of Libya. Elga Publishers, Bern.
- Nizamuddin, M., West, A., Meñez, G. (1979) A list of marine algae from Libya. *Botanica Marina* 24: 465-476.
- Norman, J. (1929) Notes on fishes of the Suez Canal. *Proceedings of the Zoological Society of London* (2): 615-616
- Nunes, L., Katsanevakis, S., Zenetos, A., Cardoso, C. (2014) Gateways to alien invasions in the European Seas. *Aquatic Invasions* 9(2): 133-144.
- Ojaveer, H., Galil, B., Campbell, L., Carlton, T., Canning-Clode, J. (2015) Classification of non-indigenous species based on their impacts: considerations for application in marine management. *PLoS Biol* 13(4): e1002130.
- Ortiz, M., Petrescu, I. (2007) The marine Amphipoda (Crustacea: Gammaridea) of the Republic of Libya, SE Mediterranean. *Travaux du Muséum National d'Histoire Naturelle "Grigore Antipa"* 1: 11-23.
- Petersen, H. (1918) Algae (excl. Calcareous algae). Report 01 the Danish Oceanographie Expedition, 1908-1910, to Medit.and adjae. Seas, II, Biol., K3, 1-20.
- Por, D. (1978) Lessepsian Migration. Ecological Studies. Springer Verlag, Berlin.
- RAC/SPA. (2009) Report of the MedPosidonia Project-Libya (Project to Develop the Inventorying, Mapping and Monitoring of *Posidonia Meadows* in Four Mediterranean Countries: Algeria, Libya, Tunisia and Turkey). RAC/SPA edition, Tunis, pp. 29.
- Ramdane, Z., Trilles, P. (2007) Parasitic Copepods (Crustacea: Copepoda) from Algerian marine fishes. *Zootaxa* 1574: 49-68.
- Rilov, G., Galil, B. (2009) Marine Bioinvasions in the Mediterranean Sea – History, Distribution and Ecology. In: Biological Invasions in Marine

Ecosystems: Ecological, Management, and Geographic Perspectives (eds., Rilov, G., Crooks, J.A.), Berlin Heidelberg: Springer. pp. 549-575.

Rizgalla, J., Fridman, S., Ben Abdallah, A., Bron, J., Shinn, A. (2018) First record of the non-native sea snail *Haminoea cyanomarginata* Heller and Thompson, 1983 (Gastropoda: Haminoeidae) in the Southern Mediterranean Sea. *BioInvasions Records* (7)4: 411-414.

Röckel, D. (1986) Sensational find in the Mediterranean. *La Conchiglia* 18 (210-211): 12.

Sala, E., Kizilkaya, Z., Yildirim, D., Ballesteros E. (2011) Alien marine fishes deplete algal biomass in the eastern Mediterranean. *PLoS ONE* 6(2): e17356.

Salem, O. (2017) Parasites of Invasive Fishes and Their Impact on the Western Coast of Libya. MSc. Thesis, Tripoli University, Libya.

Sax, F., Brown, H., White, P., Gaines D. (2005) Dynamics of Species Invasions. Sinauer Associates, Sunderland, MA.

Schembri P., Bodilis P., Evans J., Francour P. (2010). Occurrence of *barred knifejaw*, *Oplegnathus fasciatus* (Actinopterygii: Perciformes: Oplegnathidae), in Malta (Central Mediterranean) with a discussion on possible modes of entry. *Acta Ichthyologica et Piscatoria* 40(2): 101-104.

Shakman, E. (2008) Lessepsian Migrant Fish Species of the Coastal Waters of Libya: Status, Biology, Ecology. PhD Thesis, Universitat Rostock, Rostock.

Shakman, E., Ben Abdalha, A., Talha, F., Faturi, A., Bariche, M. (2017) First records of seven marine organisms of different origins from Libya (Mediterranean Sea). *BioInvasions Records* 6(4): 377-382.

Shakman, E., Kinzelbach, R. (2006). Halfbeak fish *Hemiramphus far* (Forsskål, 1775) in coastal waters of Libya. *Zoology in the Middle East (Heidelberg)* 39: 111-112.

Shakman, E., Kinzelbach, R. (2007a) First record of the Sweeper fish *Pempheris vanicolensis* Cuvier, 1821 in the eastern part of the Libyan coast. *Rostocker Meereskundliche Beiträge* 18: 1-3.

Shakman, E., Kinzelbach, R. (2007b) Commercial fishery and fish species composition in coastal waters of Libya. *Rostocker Meeresbiologische Beiträge* 18: 63-78.

Shakman, E., Kinzelbach, R. (2007c) Distribution and characterization of Lessepsian migrant fishes along the coast of Libya. *Acta Ichthyologica et Piscatoria* 37(1): 7-15.

Shakman, E., Kinzelbach, R., Trilles, J., Bariche, M. (2009) First occurrence of native cymothoids parasites on introduced rabbitfishes in the Mediterranean Sea. *Acta Parasitologica* 54(4): 380-384.

Stirn, J. (1970) Some notes on western trends of Lessepsian migration. Journées Ichthyologiques, Rome, CIESM, Monaco, pp. 187-190

Streftaris, N., Zenetos, A. (2006) Alien marine species in the Mediterranean - the 100 'worst invasives' and their impact. *Mediterranean Marine Science* 7(1): 87-118.

Tsiamis, K., Zenetos, A., Deriu, I., Gervasini, E., Cardoso, A. (2018) The native distribution range of the European marine non-indigenous species. *Aquatic Invasions* 13: 187-198.

Verlaque, M., Langar, H., Hmida, A., Pergent, C., Pergent, G. (2017) Introduction of a New Potential Invader into the Mediterranean Sea: The Indo-Pacific *Avrainvillea amadelpha* (Montagne) A. Gepp & ES Gepp (Dichotomosiphonaceae, Ulvophyceae). *Cryptogamie Algol* 38(3): 267-281.

Verlaque, M., Ruitton, S., Mineur, F., Boudouresque, C. (2015) CIESM Atlas of Exotic Species in the Mediterranean, Vol. 4. Macrophytes. CIESM, Monaco.

Whitehead, P., Bauchot, M., Hureau, J., Nielson, J., Tortonese, E. (eds.) (1984-1986) Fishes of the north-eastern Atlantic and the Mediterranean. Vols. I, II, III, UNESCO, Paris.

WoRMS Editorial Board (2019) World Register of Marine Species. <http://www.marinespecies.org> (Accessed March 2019).

Zaouali, J., Ben Souissi, J., Galil, B., D'Udekem D'Acoz, C., Ben Abdellah, A. (2007a) Grapsoid crabs (Crustacea: Decapoda: Brachyura) new to the Sirte Basin, southern Mediterranean Sea - the roles of vessel traffic and climate change. *JMBA2 Biodiversity Records* 5770.

Zaouali, J., Ben Souissi, J., Galil, B., D'Udekem D'Acoz, C., Ben Abdellah, A. (2007b) Contribution à l'étude des peuplements actuels des substrats solides de l'étagé médiolittoral de la Méditerranée méridionale. *Rapports de la Commission Internationale pour l'Exploration Scientifique de la Mer Méditerranée* 38: 639.

Zenetos, A. (2019) Mediterranean Sea: 30 years of biological invasions (1988 – 2017). 1st Mediterranean Symposium on the Non-Indigenous Species, (17-18 January 2019 Antalya, Turkey).

Zenetos, A., Çinar, M., Crocetta, F., Golani, D., Rosso, A., Servello, G., Shenkar, N., Turon, X., Verlaque, M. (2017) Uncertainties and validation of

alien species catalogues: The Mediterranean as an example. *Estuar Coast Shelf Sci* 191: 171-187.

Zenetos, A., Gofas, S., Morri, C., Rosso, A., Violanti, D., Garcia, Raso, J. E., Çinar, M. E., Almogi, Labin, A., Ates, A. S., Azzuro, E., Ballestros, E., Bianchi, C. N., Bilecenoglu, M., Gambi, M. C., Giangrande, A., Gravili, C., Hyamskaphzan, O., Karachle, V., Katsanevakis, S., Lipei, L., Mastrototaro, F., Mineur, F., Pancucci-Papadopoulou, M. A., Ramos, Espla, A., Salas, C., San Martin, G., Sfriso, A., Streftanris, N., Verlaque, M. (2012) Alien species in the Mediterranean Sea by 2012. A contribution to the application of European Union's Marine strategy Framework Directive (MSFD). Part 2. Introduction trends and pathways. *Mediterranean Marine Science* 13(2): 328-352.

Zenetos, A., Gofas, S., Verlaque, M., Çinar, M.E., Garcia Raso, J.E., Bianchi, C. N., Morri, C., Azzuro, E., Bilecenoglu, M., Frogia, C., Siokou, I., Violanti, D., Sfriso, A., San Martin, G., Giangrande, A., Katağan, T., Ballestros, E., Ramos-Espla, A., Mastrototaro, F., Ocana, O., Zingone, A., Gambi, M.C., Streftaris, N., (2010) Alien species in the Mediterranean Sea by 2010. A contribution to the application of European Union's Marine Strategy Framework Directive (MSFD). Part I. Spatial distribution. *Mediterranean Marine Science* 11(2): 381-493.

Zgozi, S., Haddoud, D., Rough, A. (2002) Influence of environmental factors on distribution and abundance of macrobenthic organisms at Al Gazala lagoon (Libya) (in Arabic) *Technical Report of Marine Research Center of Tajura* 23-27.

Zupanovic, S., EL-Buni, A. (1982) A contribution to demersal fish studies off the Libyan coast. *Bulletin of Marine Research Centre (Tripoli-Libya)* 3: 77-122.